



EAB24RT

The platform is equipped with an integrated high capacity battery pack, making it the ideal solution for working in enclosed spaces.

It has a lowered centre of gravity and below-ground reach, enabling it to access areas below the supporting surface.

It is also equipped with 4 drive wheels for greater stability on any surface.

The boom folds for transport so that the vehicle can be shipped in a container.

STANDARD EQUIPMENT

- Modular design with high compatibility of pieces within the whole range
- Proportional controls
- Thumb rocker steering
- Flashing light
- Horn
- Hour counter
- Harsh Environment Kits
- 12V DC Auxiliary Power

PERFORMANCE

- Front oscillating axles to match the terrain irregularities granting optimal adherence to the ground
- 2 Wheels Steering
- Four-wheel drive
- Positive traction four wheel drive
- 360° rotation (continuous)

BASKET

- Self levelling platform
- Rotating basket +/-90°
- Power to platform

SAFETY

- Drive enable system
- Platform load sense system
- On-board diagnostics system
- Tilt indicator with alarm
- Crushing protection
- Emergency lowering system

BATTERY

- Lithium battery - Maintenance free
- Powersource : 80V/420Ah
- Charger :-
- Monophase and Three-phase 380V and 220V
- Recharge cycle from 0 to 100% (hours)*: 5,5



ZERO EMISSIONS

APPLICAZIONI PRINCIPALI



Edilizia



Grandi
Eventi



Manutenzione
di aeromobili,
Riparazione navale



Impiantistica



Oil & gas



Restauri

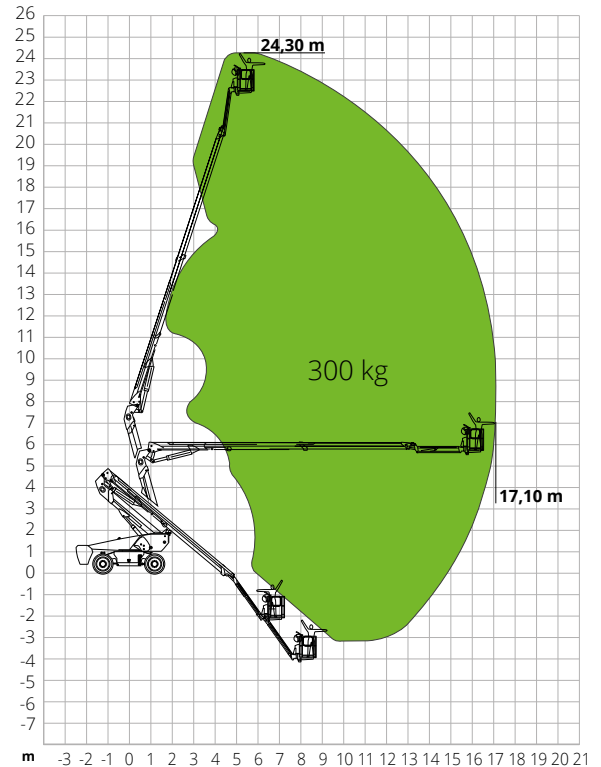
EAB24RT

Max. working height	24.30 m
Max. basket height	22.30 m
Articulation point	9.14 m
Max. reach	17.10 m
Below-ground height	4.03 m
Below-ground reach	9.14 m
Max. platform load capacity	300 kg
Max. Occupants	2
Max. gradeability (stowed)	45%
Max. working slope	X-5°/Y-5°
Max. wind speed	12.5m/s
Turning radius (outside)	3.22 m
Turning radius (inside)	1.87 m
Turret rotation (continuous)	360°
Jib type	Regular
Jib length	4,20 m
Jib vertical rotation	135°
Basket width	0.91 m
Basket length	2.44 m
Basket rotation	180°
Total weight	17,200 kg
Travel speed (closed config.)	6.0km/h
Travel speed (working config.)	1.1km/h
Tyres	385/45-30
Hydraulic tank capacity	165 l
Battery Type	Lithium battery - Maintenance free
Powersource	80V/420Ah
Charger	-
Charger type	Monophase and Three-phase 380V and 220V
Recharge cycle from 0 to 100% (hours)*	5,5
Driving motors	54VAC/18kW
Lifting motors	-
Emergency power system	12V
Transmission	Hydrostatic

*Experimental calculation. The count is affected by climate and usage of the machine.

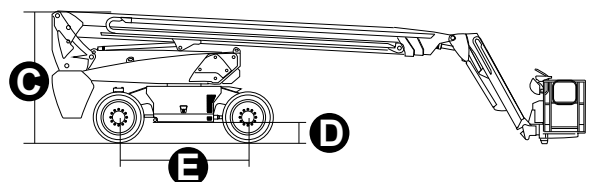
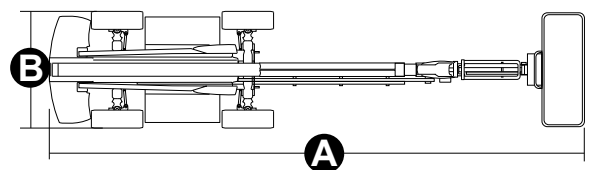
STANDARDS COMPLIANCE: EN 280, ANSI/SAIA A92.20

LOAD CHART



DIMENSIONS

A Platform length	9.83 m
Platform length (transport)	10.03 m
B Platform width (tyres)	2.50 m
Platform width (transport)	2.33 m
C Platform height	2.89 m
Platform height (transport)	2.89 m
E Wheelbase	2.80 m
Tailswing	1.61 m
D Ground clearance	0.41 m



#LIFTDIFFERENT

www.magnith.com



The data in this brochure are provided for the purposes of information and subject to change without notice.