



HAB22RT

This eco-friendly hybrid platform features a Range Extender motor that allows it to work in electric mode with an extended capacity of up to 30 days. In combination with the IC engine, the Range Extender motor can charge the battery at any time. It is also equipped with 4 drive wheels for greater stability on any surface. The boom folds for transport so that the vehicle can be shipped in a container.

STANDARD EQUIPMENT

- Modular design with high compatibility of pieces within the whole range
- Proportional controls
- Thumb rocker steering
- Flashing light
- Horn
- Hour counter
- Harsh Environment Kits
- 12V DC Auxiliary Power

PERFORMANCE

- Front oscillating axles to match the terrain irregularities granting optimal adherence to the ground
- 2 Wheels Steering
- Four-wheel drive
- Positive traction four wheel drive
- 360° rotation (continuous)

BASKET

- Self levelling platform
- Rotating basket +/-90°
- Power to platform

SAFETY

- Drive enable system
- Platform load sense system
- On-board diagnostics system
- Tilt indicator with alarm
- Crushing protection
- Emergency lowering system

BATTERY

- TIANNENG - Lead-acid battery
- Powersource : 48V/375Ah
- Charger : 48VDC/60A
- Monophase 220V
- Recharge cycle from 0 to 100% (hours)*: 5
- Engine Range extender: FIRMAN AN192F/7.6kW

APPLICAZIONI PRINCIPALI



Edilizia



Grandi
Eventi



Manutenzione
di aeromobili,
Riparazione navale



Impiantistica



Oil & gas



Restauri

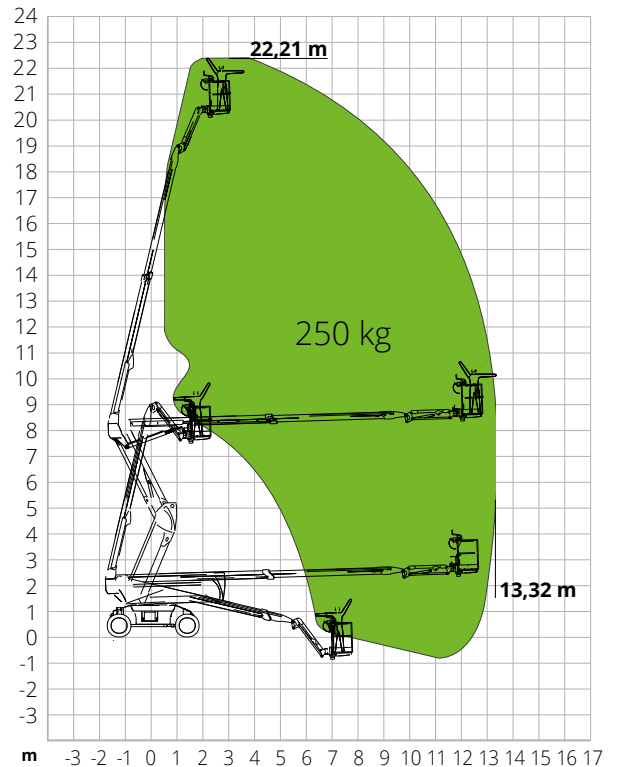
HAB22RT

Max. working height	22.21 m
Max. basket height	20.21 m
Articulation point	8.13 m
Max. reach	13.32 m
Below-ground height	1.77 m
Below-ground reach	8.13 m
Max. platform load capacity	250 kg
Max. Occupants	2
Max. gradeability (stowed)	35%
Max. working slope	X-5°/Y-5°
Max. wind speed	12.5m/s
Turning radius (outside)	4.49 m
Turning radius (inside)	2.92 m
Turret rotation (continuous)	360°
Jib type	Regular
Jib length	4,20 m
Jib vertical rotation	132°
Basket width	0.79 m
Basket length	1.83 m
Basket rotation	180°
Total weight	9,500 kg
Travel speed (closed config.)	6.0km/h
Travel speed (working config.)	1.1km/h
Tyres	315/55 D20
Engine Range Extender	FIRMAN AN192F/7.6kW
Diesel tank capacity	30 l
Hydraulic tank capacity	145 l
Battery Type	TIANNENG - Lead-acid battery
Powersource	48V/320Ah
Charger	48VDC/60A
Charger type	Monophase 220V
Recharge cycle from 0 to 100% (hours)*	4,5
Driving motors	34VAC/9kW
Lifting motors	34VAC/13kW
Emergency power system	-
Transmission	Hydrostatic

*Experimental calculation. The count is affected by climate and usage of the machine.

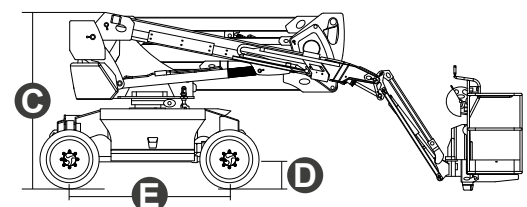
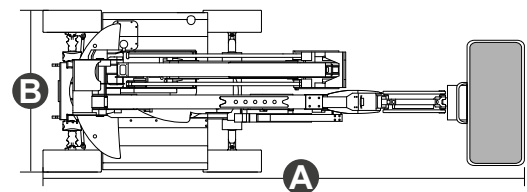
STANDARDS COMPLIANCE: EN 280, ANSI/SAIA A92.20

LOAD CHART



DIMENSIONS

A Platform length	9.55 m
Platform length (transport)	7.71 m
B Platform width (tyres)	2.33 m
Platform width (transport)	2.33 m
C Platform height	2.55 m
Platform height (transport)	2.57 m
E Wheelbase	2.30 m
Tailswing	0.93 m
D Ground clearance	0.31 m



#LIFTDIFFERENT

www.magnith.com



The data in this brochure are provided for the purposes of information and subject to change without notice.